



TARA ELECTRIC VEHICLES

www.taragolfcart.com sales@taragolfcart.com
TARA SERIES BROCHURE V3.10 Apr 23, 2025(European Version)



TARA

SERIES



All Rights Reserved By TARA Electric Vehicles.

A REVOLUTION IN THE GOLF CART INDUSTRY

Ever since the first Tara golf cart was conceived 20 years ago, we have built vehicles that challenge what is possible. These in turn have challenged their owners to explore new territories and conquer difficult terrain. Our vehicles epitomize our brand. Vehicles with exemplary design credentials and engineering capabilities. Which is how we continue to break new ground, defy conventions and encourage each other to go further. Tara truly enables you to make more of your world, to go above and beyond .

TARA's compelling exterior changes enhance the vehicle's sporting profile and exterior detailing, whilst its all-new interior provides a sophisticated, crafted, contemporary experience. The latest technologies help keep you safe, connected, informed and entertained.

- 6 FACTORIES
- 8 PRODUCTLINES
- 500,000 CARTS SOLD

20 YEARS
EXPERIENCE
IN THE GOLF CART
INDUSTRY



FEATURES

1 ALUMINUM CANOPY SUPPORT

2 FOLDABLE WINDSHIELD

3 EASY-TO-REMOVE BODY

4 9" BLUETOOTH TOUCHSCREEN

5 ALUMINUM FRONT SUPPORT

6 RETRACTABLE GOLF BAG COVER

7 LUXURY SEATS

8 ILLUMINATED SPEAKERS

9 RADIAL TIRES

10 RUST-PROOF ALUMINUM CHASSIS

11 LARGE SWEATER BASKET WITH AMPLE SPACE FOR MULTIPLE COOLERS

12 AUTOMOBILE CLASS IMPACT-RESISTANT REAR BUMPER

13 LITHIUM BATTERIES

14 LED BRAKE LIGHTS AND TURNING SIGNALS



FEATURES

1 ALUMINUM CANOPY SUPPORT

2 FOLDABLE WINDSHIELD

3 LUXURY SEATS

4 CUPHOLDERS

5 ALUMINUM FRONT SUPPORT

6 BRUSH GUARD FOR LIFTED MODELS

7 EASY-TO-REMOVE BODY

8 REAR ARMREST WITH BUILT-IN STORAGE COMPARTMENT

9 SILENT TIRES WITH OFF-ROAD TREAD

10 RUST-PROOF ALUMINUM CHASSIS

11 REAR HANDRAIL (OPTIONAL GOLF BAG HOLDER KIT)

12 AUTOMOBILE CLASS IMPACT-RESISTANT REAR BUMPER

13 LITHIUM BATTERIES (STANDARD WITH 160AH LITHIUM BATTERY PACK.)

14 LED BRAKE LIGHTS AND TURNING SIGNALS

15 SOUND BAR

16 SIDE MIRRORS

17 ILLUMINATED SPEAKERS

18 RUNNING BOARD

19 REAR STEPS






ALUMINUM CHASSIS

Tara features an ultra-strong and lightweight chassis, complemented by a lightweight lithium battery pack. This combination offers a light and nimble driving experience, allowing it to glide effortlessly across the course with grace.

ALUMINUM FRAME



DOUBLE WISHBONE INDEPENDENT SUSPENSION



Double A-ARM



AC Induction Motor



Durability



STEERING HEIGHT ADJUSTMENT

Tara's innovative steering height adjustment stands out by enhancing driving comfort for individuals of all sizes. This feature allows for easy customization, accommodating each driver's unique preferences.



MULTI-FUNCTIONAL DASHBOARD

Tara's sleek exterior and modern interior elevate your golfing experience. The redesigned interior is engineered to minimize noise and prevent items from sliding, securely holding drinks, tees, golf bags, cellphones, and gloves. Additionally, Tara keeps you well-informed about the golf cart's status, ensuring a seamless and informed outing on the green.



Featuring a central scoreboard clip for easy score tracking.


COMFORT GRIP STEERING WHEEL



CONTROL SWITCHES

- Durable ignition switch key design.
- Direction selection knob for smooth transitions between gears.

HANDY, TANGIBLE, EASY ACCESS



BUILT-IN DASH REFRIGERATOR

Perfect for keeping refreshments cool, making it the ideal addition for a day on the greens. Enjoy chilled beverages anytime during your game.

DESIGNED FOR GOLFING



← SPIRIT PRO



→ SPIRIT PLUS

SIT BACK. YOU'RE IN A WORLD OF YOUR OWN.

The TARA has flowing contours that are crafted in your choice of premium materials, depending on how you wish to configure your golf cart or accentuate the interior. A wide array of add-on accessories available for both golfing and personal use.



Storage Basket and Golf Bag Holder



Retractable Golf Bag Cover



Caddy Master Cooler



Ball Washer



Sand Bottle



Optional Sand Trap Rake Kit

SPIRIT PRO & SPIRIT PLUS

FEATURES



HEAVY-DUTY INJECTION MOLDED CANOPY

Built with robust injection molding, TARA is equipped with grab handles, an under-canopy storage compartment, and designated spots for GPS, speakers, enclosure, light stripe, and more. Designed for durability and convenience, it ensures both protection and accessibility for your gear during your journeys.



ALL-CLIMATE LUXURY SEAT AND FOAM SEAT

TARA's foam rise (Optional) & Luxury Seats offer a well-rounded experience, combining comfort, protection, and aesthetics seamlessly. Whether you prioritize comfort, style, or both, our seats ensure a luxurious experience while cruising for personal transits.



OPTIONAL FOAM SEAT

ALUMINUM CANOPY SUPPORTS

Make your golf cart the toughest one on the golf course, keep all rusts off your exposed canopy parts.



USB CHARGING PORT

USB charging port keeps you charged on the go.



STORAGE COMPARTMENT WITH GOLF BALL HOLDER

Keeps you ready for golfing. Holds multiple golf balls.



CUP HOLDER


This cupholder in your golf cart reduces the risk of spills and makes it easier to transport soda, beer and other drinks.



SPIRIT PRO TIRE
8" IRON WHEEL
18/8.5-8 TIRE



SPIRIT PLUS TIRE
12" ALUMINUM WHEEL
205/50R12 RADIAL TIRE



Accelerator / Brake Pedal

The accelerator is on the right.
The brake is on the left.



CADDY STAND



Sand Bottle



Ball Washer



Caddy Master Cooler

HARMONY
FEATURES



HARMONY TIRE
8" IRON WHEEL 18/8.5-8 TIRE




STORAGE COMPARTMENT WITH GOLF BALL HOLDER

Keeps you ready for golfing. Holds multiple golf balls.



Storage Basket and Golf Bag Holder

CUBOID SOUND BAR



The most significant advantage is its compact size and the features included within that compact frame. The system comes equipped with a soundbar and additional speakers. It can connect wirelessly through the screen and offers adjustable light modes, with speaker lights that pulse in sync with the music.

FUN. FANCY. KEEP YOUR PARTY GOING



ILLUMINATED SPEAKERS

Enhance your audio experience with the Illuminated Speakers, crafted to provide exceptional sound quality and dynamic ambient lighting for a visually stunning appeal.




ROADSTER 2+2 & EXPLORER 2+2

FEATURES



TOUCHSCREEN WITH CARPLAY COMPATIBILITY



CarPlay compatibility for a more intuitive driving experience, seamless connectivity with your favorite apps.



HEAVY-DUTY INJECTION MOLDED CANOPY

Built with robust injection molding, TARA is equipped with grab handles, an under-canopy storage compartment, and speakers, enclosure, light stripe, and more. Designed for durability and convenience, it ensures both protection and accessibility for your gear during your journeys.



ALL-CLIMATE LUXURY SEAT

TARA's Luxury Seats are incredibly well-rounded. Whether you're looking for comfort, protection, aesthetics, or all three, our seat designs have you covered. Our Luxury Line Seats include Soft-Touch Imitation Leather, well carved with an Exotic pattern. Get yourself comfortable while you are going on cruising for personal transits.

1. ARMREST 2. STANDARD SAFETY BELT



REAR HANDRAIL

- 1. Optional golf cart bag holder kit.
- 2. Optional towing hitch receiver.



REAR ARMREST WITH BUILT-IN STORAGE COMPARTMENT

This cupholder in your golf cart reduces the risk of spills and makes it easier to transport soda, beer and other drinks.



STORAGE COMPARTMENT WITH GOLF BALL HOLDER

Keeps you ready for golfing. Holds multiple golf balls.



CUP HOLDER

This cupholder in your golf cart reduces the risk of spills and makes it easier to transport soda, beer and other drinks.



ROADSTER 2+2 TIRE
14" ALUMINUM WHEEL
215/45R14 RADIAL TIRE



EXPLORER 2+2 TIRE
14" ALUMINUM WHEEL / 23X10-14
SILENT TIRE WITH OFF-ROAD THREAD



BRUSH GUARD FOR LIFTED MODELS

LED LIGHTING

**BEAM AT THE DARKNESS !
ECO-FRIENDLY. COST-EFFICIENT.
LONG LASTING. HASSLE-FREE.**

Our personal transportation vehicles come standard with LED lights, high beams, low beams, daytime running lights, turn signals, and brake lights for a brighter ride. Our lights are more powerful with less drain on your batteries, delivering 2-3 times wider field of vision than our competitors, so you can enjoy the ride worry-free, even after the sun goes down.



LITHIUM BATTERY


- ULTRA SAFE
- 8-YEAR WARRANTY
- MAINTENANCE FREE



Our lithium-ion battery packs are meticulously designed as a seamless drop-in replacement for lead-acid batteries. Enjoy the advantages of lithium-ion technology, such as reduced weight, faster charging, extended lifespan, maintenance-free operation, and lower electricity bills. Our battery features an integrated management system with an On/Off switch and a state-of-charge (SOC) gauge for enhanced control and monitoring.



MODEL: L48105



MODEL: L48160



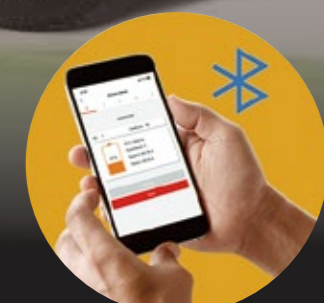
- Light weight
- Safety
- Maintenance free
- Quick charging
- 15 years Long life
- IP66
- PERFORMANCE
- ECO Friendly
- Aluminum pack
- Less cost



25A Adaptive Charger
(FOR ROADSTER 2+2 & EXPLORER 2+2)



17A Adaptive Charger
(FOR SPIRIT PRO & SPIRIT PLUS & HARMONY)



Mobile & PC Live Monitor App

COLORS

(FOR SPIRIT PRO & SPIRIT PLUS & HARMONY)

*PLEASE NOTE THAT, DUE TO VARIATIONS AMONGST PRINTINGS, ACTUAL COLORS MAY VARY SLIGHTLY FROM WHAT APPEARS ON THIS PAGE. CHECK WITH DEALER FOR ACTUALLY BRIGHTNESS/SATURATION OF A COLOR (CHECK THE PHYSICAL COLOR TEMPLATES POSSESSED BY DEALERSHIPS BEFORE YOU PLACE ORDERS). WE RESERVE THE RIGHTS TO MAKE CORRECTIONS AS WELL AS PRODUCT ALTERATIONS AND IMPROVEMENTS AT ANY TIME WITHOUT NOTICE




COLORS

(FOR ROADSTER 2+2 & EXPLORER 2+2)


*PLEASE NOTE THAT, DUE TO VARIATIONS AMONGST PRINTINGS, ACTUAL COLORS MAY VARY SLIGHTLY FROM WHAT APPEARS ON THIS PAGE. CHECK WITH DEALER FOR ACTUALLY BRIGHTNESS/SATURATION OF A COLOR (CHECK THE PHYSICAL COLOR TEMPLATES POSSESSED BY DEALERSHIPS BEFORE YOU PLACE ORDERS). WE RESERVE THE RIGHTS TO MAKE CORRECTIONS AS WELL AS PRODUCT ALTERATIONS AND IMPROVEMENTS AT ANY TIME WITHOUT NOTICE





SPIRIT PRO

Rated Passengers (person)	2
System Voltage (V)	48
Motor Power (kw)	4
Charging Time (H)	3-5
Dimension (mm)	2530×1220×1890
Wheelbase (mm)	1642.25
Wheel Tread (front/rear mm)	984/994
Maximum Speed (km/h)	20
Braking Distance (m)	≤3
Minimum Turning Radius (m)	≤3
Maximum Gradability (full load)	25%
Curb Weight (kg)	370
Maximum Gross Weight (kg)	520
Minimum Ground Clearance (full load)	125
Suspension System	Front: double wishbone independent suspension Rear: leaf spring suspension




SPIRIT PLUS

Rated Passengers (person)	2
System Voltage (V)	48
Motor Power (kw)	6.3
Charging Time (H)	3-5
Dimension (mm)	2530×1220×1956
Wheelbase (mm)	1642.48
Wheel Tread (front/rear mm)	995/1005
Maximum Speed (km/h)	20
Braking Distance (m)	≤3
Minimum Turning Radius (m)	≤3
Maximum Gradability (full load)	25%
Curb Weight (kg)	390
Maximum Gross Weight (kg)	540
Minimum Ground Clearance (full load)	135
Suspension System	Front: double wishbone independent suspension Rear: leaf spring suspension





DIMENSIONS



ROADSTER 2+2

Rated Passengers (person)	4
System Voltage (V)	48
Motor Power (kw)	6.3
Charging Time (H)	3-5
Dimension (mm)	2975×1410(rearview mirror)×2025
Wheelbase (mm)	1645
Wheel Tread (front/rear mm)	995/1005
Maximum Speed (km/h)	40
Braking Distance (m)	≤4
Minimum Turning Radius (m)	≤5
Maximum Gradability (full load)	25%
Curb Weight (kg)	410
Maximum Gross Weight (kg)	710
Minimum Ground Clearance (full load)	180
Suspension System	Front: double wishbone independent suspension Rear: leaf spring suspension



DIMENSIONS




EXPLORER 2+2

Rated Passengers (person)	4
System Voltage (V)	48
Motor Power (kw)	6.3
Charging Time (H)	3-5
Dimension (mm)	3060×1410(rearview mirror)×2100
Wheelbase (mm)	1645
Wheel Tread (front/rear mm)	999/1009
Maximum Speed (km/h)	40
Braking Distance (m)	≤4
Minimum Turning Radius (m)	≤5
Maximum Gradability (full load)	25%
Curb Weight (kg)	460
Maximum Gross Weight (kg)	760
Minimum Ground Clearance (full load)	200
Suspension System	Front: double wishbone independent suspension Rear: leaf spring suspension



DIMENSIONS



HARMONY

Rated Passengers (person)	2
System Voltage (V)	48
Motor Power (kw)	4
Charging Time (H)	3-5
Dimension (mm)	2750x1220x1870
Wheelbase (mm)	1642.25
Wheel Tread (front/rear mm)	984/994
Maximum Speed (km/h)	20
Braking Distance (m)	≤3
Minimum Turning Radius (m)	≤3
Maximum Gradability (full load)	25%
Curb Weight (kg)	390
Maximum Gross Weight (kg)	540
Minimum Ground Clearance (full load)	120
Suspension System	Front: double wishbone independent suspension Rear: leaf spring suspension